

### ⚡ Specifications

#### Nominal Voltage(V)

12V

#### Nominal Capacity

20 hour rate	(0.7A	to	10.50V)	14Ah
10 hour rate	(1.33A	to	10.50V)	13.3Ah
5 hour rate	(2.38A	to	10.20V)	11.9Ah
1 C	(14A	to	9.60V)	7.93Ah
3 C	(42A	to	9.60V)	5.6Ah

#### Weight

Approx. 4.4kg(9.68Lbs.)

#### Internal Resistance (at 1KHz)

Approx. 10 mΩ

#### Maximum Discharge Current for

5 seconds: 210A

#### Charging Methods at 25°C(77°F)

Cycle use:	
Charging Voltage	14.4 to 15.0V
Coefficient	-5.0mV/°C/cell
Maximum Charging Current :	4.2A
Standby use:	
Float Charging Voltage	13.5 to 13.8V
Coefficient	-3.0mV/°C/cell

#### Operating Temperature Range

Charge	-15°C(5°F)	to	40°C(104°F)
Discharge	-15°C(5°F)	to	50°C(122°F)
Storage	-15°C(5°F)	to	40°C(104°F)

#### Charge Retention (shelf life) at 20°C(68°F)

1 month	92%
3 month	90%
6 month	80%

#### Case Material

ABS UL94 HB  
Option: Flammability resistance of (UL94 V-0)

#### Design Life

3-5 Years.

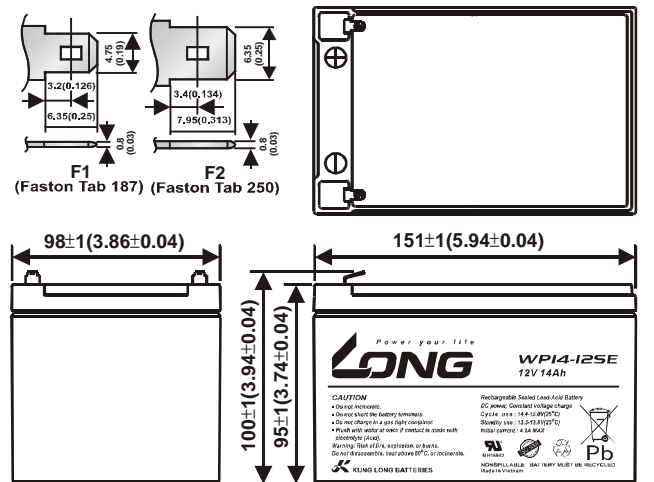
#### Terminal

F1 or F2 (Faston Tab 187 or 250)

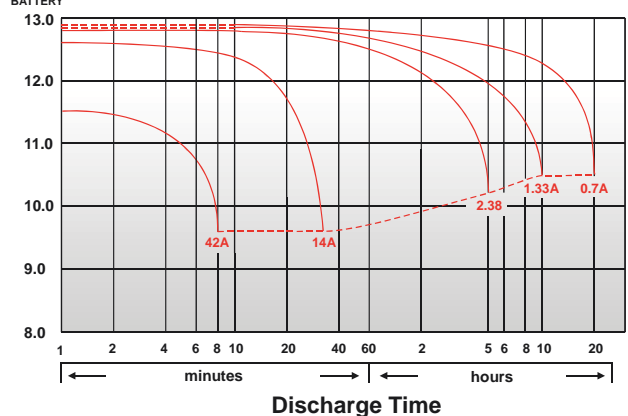


### ⚡ Dimensions

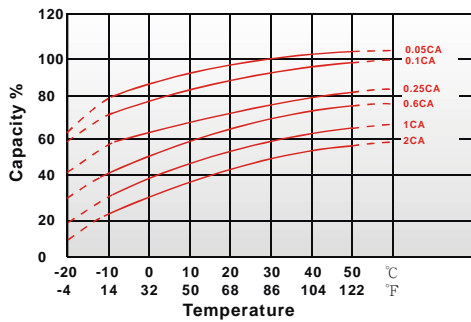
Length (L)	151±1 (5.94±0.04)
Width (W)	98±1 (3.86±0.04)
Height (H)	95±1 (3.74±0.04)
Overall Height (HT)	100±1 (3.94±0.04)



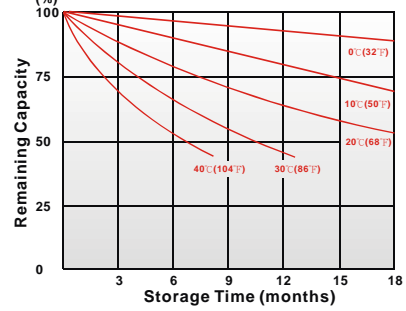
(V) Discharge Time VS. Discharge Current (25°C)



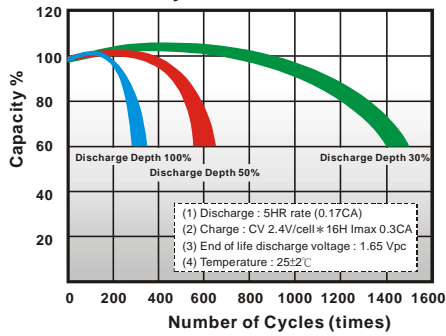
Effect of Temperature on Capacity 25°C(77°F)



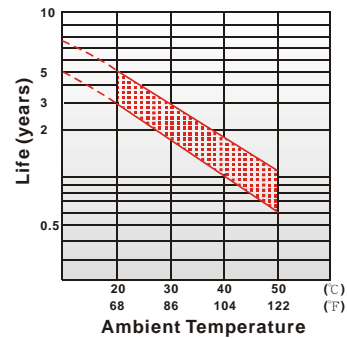
Capacity Retention Characteristic



Cycle Service Life



Trickle (or float) Service Life



### - PERFORMANCE DATA

#### Discharge Rates in Watts to Various End Voltages at 25°C(77°F)

End Voltage		1.85V	1.80V	1.75V	1.70V	1.67V	1.65V	1.60V
Time								
5	min	74.8	85.2	92.3	98.8	101	104	106
10	min	52.2	58.7	64.0	68.0	70.1	71.4	72.7
15	min	39.5	43.0	46.2	48.3	49.2	50.5	51.2
30	min	25.7	27.5	28.6	29.5	29.9	30.1	30.6
60	min	17.0	17.9	18.5	19.0	19.2	19.4	19.5
120	min	9.58	10.1	10.3	10.5	10.6	10.6	10.7
180	min	6.85	7.07	7.22	7.35	7.40	7.44	7.54
240	min	5.37	5.52	5.63	5.73	5.77	5.81	5.88
300	min	4.58	4.70	4.78	4.85	4.89	4.92	4.94
600	min	2.56	2.66	2.72	2.77	2.79	2.80	2.82
1200	min	1.39	1.41	1.43	1.45	1.46	1.46	1.47

#### - Discharge Rates in Amperes to Various End Voltages at 25°C(77°F)

End Voltage		1.85V	1.80V	1.75V	1.70V	1.67V	1.65V	1.60V
Time								
5	min	44.5	49.9	53.9	58.0	60.4	62.9	65.2
10	min	31.5	33.7	35.8	37.9	38.8	39.9	40.8
15	min	22.9	24.4	25.5	26.8	27.3	28.2	28.6
30	min	13.6	14.2	14.8	15.3	15.6	15.8	16.1
60	min	8.67	9.09	9.42	9.69	9.83	9.92	10.0
120	min	4.60	4.81	4.92	5.04	5.07	5.13	5.35
180	min	3.38	3.47	3.54	3.60	3.62	3.66	3.72
240	min	2.61	2.66	2.73	2.79	2.81	2.85	2.90
300	min	2.27	2.32	2.35	2.38	2.39	2.41	2.43
600	min	1.21	1.27	1.32	1.35	1.36	1.37	1.38
1200	min	0.664	0.692	0.705	0.710	0.712	0.715	0.718

All data on the spec. sheet is an average value:

The tolerance range : X<6min(+15%~-15%), 6min ≤ X < 60min(+12%~-12%), 10min ≤ X < 60min(+8%~-8%), X ≥ 60min(+5%~-5%)

150119-1E